





# Digital Storytelling

Pathways to testimony & primary sources



CREATED USING  
**BoToon**





**Let students learn  
where they are**

Using this technique allows students to  
individualize their learning process





# Take a Pedagogical Approach to Digital Storytelling

Focus on the pre-production & reflection -  
It's more important than the final product!



It's not about a perfect product,  
but rather the **PROCESS**

**FAILURE** is a **LEARNING** tool

Check out this clip form  
Woodward Digital Media







# The goal for this session

Think of and plan at least 1 lesson – assessment or activity you already use that can be modified to include digital storytelling





# Digital Storytelling **TOOLKIT**



# Learning from & Creating digital stories

Resources, Tips & Tools





# Learning from digital stories

- ◊ [iwitness.usc.edu](http://iwitness.usc.edu)
- ◊ [Archives.gov](http://Archives.gov)
- ◊ DOCS TEACH
- ◊ [GilderLehrman.org](http://GilderLehrman.org)
- ◊ Bringing history to life with digital storytelling
- ◊ [Opened.io](http://Opened.io)
- ◊ PBS MediaLearning
- ◊ Discovery Education
- ◊ National Geographic Teacher Resources





One Voice at a Time

Who Can Join?

Social  
Media  
Campaign

Latest News

USC Shoah Foundation  
launches #BeginsWithMe

## Featured Activity: Arrival at Auschwitz

In this activity, students will consider the personal experiences of those who arrived on the ramp at Auschwitz-Birkenau. They will explore images from the Auschwitz Album and listen to survivors who endured a similar process.

Explore »



What is IWitness?

Featured Educator:  
Barbara FowlerFeatured Activity:  
Arrival at Auschwitz2015 IWitness Video  
Challenge LaunchedAuschwitz: The Past is  
Present

## Watch



Browse clips of testimony addressing more than 50 different topics. Registered IWitness users can search and watch full length testimonies.

Watch IWitness Testimonies »

## Construct

IWitness Activities provide educators and students with tools to work with testimony.

Educators can build custom activities to support learners at all levels, or utilize the myriad of prepared activities.

Students can build their own videos, word clouds and much more.

Browse IWitness Activities »

## Share

Comment Post Assess  
Discuss Share Reply  
Collaborate

View student projects and hear from educators about how successfully IWitness works in their classrooms.

Check out IWitness in action »



# 4 Pathways: using iwitness

o 1 – Watch Page

o 2 – Activities

o 3 – Customize Activities

o 4 – Build a new Activity

[Who Can Join?](#)[SEARCH >](#)

## Watch Testimonies ?

[Hide ▲](#)[Ghetto Life \(9\)](#)[Hiding \(5\)](#)[Hitler Youth \(2\)](#)[Holocaust Denial \(3\)](#)[Human Rights \(1\)](#)[Humanity \(9\)](#)[Identity \(9\)](#)[Immigration \(5\)](#)[Jehovah's Witnesses \(3\)](#)[Justice \(2\)](#)[Kristallnacht \(2\)](#)[Liberation \(12\)](#)[Liberators \(9\)](#)[Literature \(3\)](#)[Memory \(1\)](#)[Music \(4\)](#)[Nazi Ideology \(1\)](#)[Nazi Propaganda \(1\)](#)[Perpetrators \(3\)](#)[Postwar Life/Return to Life \(6\)](#)

## Liberation (12)

[← Previous Topic](#)[Next Topic ▶](#)[Hide ▲](#)

The act of freeing or being freed from the control of a foreign or oppressive government. Holocaust survivors and citizens of occupied Europe used the word "liberation" to refer to the moment they were freed from German control. Individuals and/or nations involved in the liberation are referred to as "liberators."

### Related Topics

[Liberators, Rescuers/Aid,](#)

### Kurt Klein Experience Group: Liberator

[← Previous Clip](#)[Next Clip ▶](#)

Kurt describes liberating survivors of a death march in May 1945, in Volary, Czechoslovakia, including his first encounter with his future wife, Gerda.

[View Full Testimony >](#)

### Born

July 02, 1920  
Walldorf (Baden, Germany)

### Date of Interview

December 07, 1995

### Location of Interview

Scottsdale, AZ, U.S.A.





type a name or subject here SEARCH

Saved Searches (2)

# Activity Library

Build An Activity

Filters

Type: All | Subject Area: All | Standards Addressed: All | Author: USC Shoah Foundati | Time to Complete: All

## Auschwitz: The Past is Present (10)

<p><b>Information Quest: Ruth Brand</b></p> <p>ISTE, P21, McREL, Common Core Grades: 6 - 12 Time: 1.50 hrs</p>	<p><b>Information Quest: Paula Lebovics</b></p> <p>ISTE NETS, CCSS Grades: 6 - 10 Time: 1.00 hrs</p>	<p><b>Art in the Face of Death</b></p> <p>Common Core; ISTE-NETS Grades: 6 - 12 Time: 1.00 hrs</p>	<p><b>Information Quest: Roman Kent</b></p> <p>ISTE, P21, McREL, Common Core Grades: 6 - 12 Time: 1.50 hrs</p>
--	--	--	--

## Auschwitz: The Past is Present (5)

Personal Strength to Survive	Growing up 'Behind the Barbed Wire' of Auschwitz	Arrival at Auschwitz - Images and Individual	Art in the Face of Death
------------------------------	--	--	--------------------------

help

Tool Kit



# Archives.gov

- DOCS TEACH – Built in Webquest type lessons
- Youtube Content for Educators
- HistoryPin – Mapping: The Past is Present
- iTunes U – Courses, Collections, Primary Sources & More

## YouTube Content for Educators



- DocsTeach.org Tutorials
- Professional Development
- Recorded National History Day Workshops
- Civil Rights
- Inside the Vaults
- The National Archives YouTube channel
- Available for YouTube for Schools

## Historypin



Images, video, and audio "pinned" to Google Maps and layered onto Street View to "witness" the past in the present

- March on Washington tour
- 1968 Democratic National Convention tour
- More tours
- Mathew Brady Civil War collection
- Women at Work collection
- More collections
- The National Archives Historypin account



Photo: The Crowd 28 August 1963

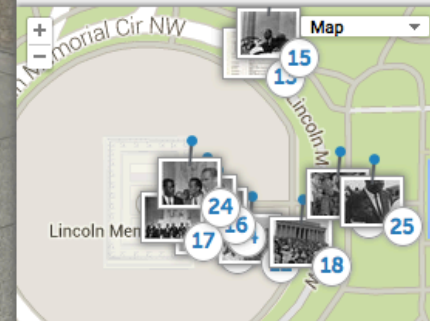
Exit tour

The March on Washington  
by USNatArchives

### The Crowd

On August 28, 1963, more than 250,000 demonstrators descended upon the American capital, Washington, D.C., to participate in the "March on Washington for Jobs and Freedom."

Fade

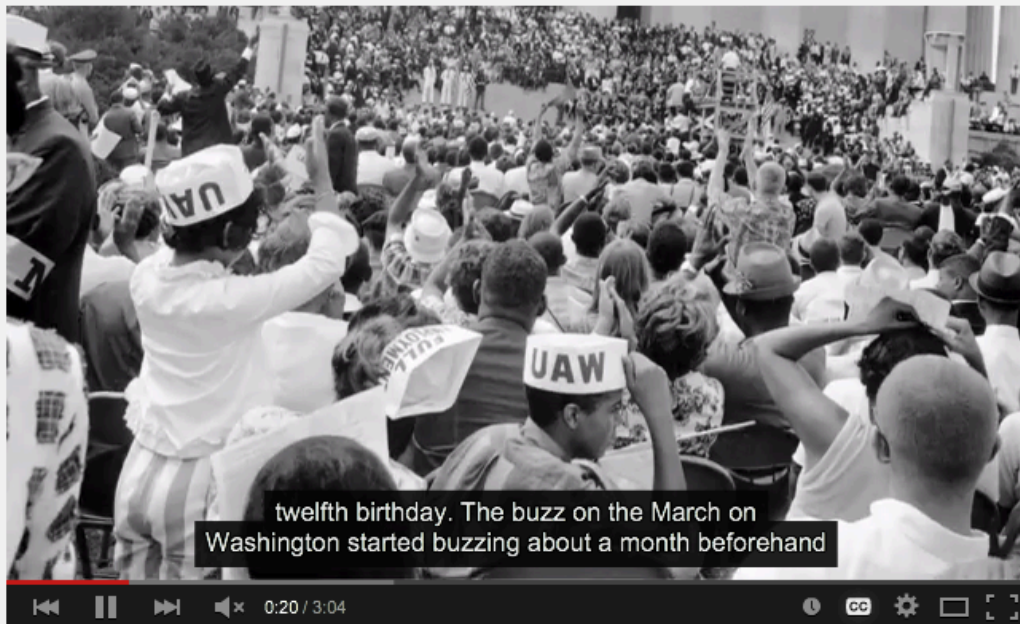


Previous



Next

# HistoryPin – Mapping: The Past is Present



twelfth birthday. The buzz on the March on Washington started buzzing about a month beforehand

**Inside the Vaults**  
by US National Archives • 7/38 videos

- 1 **The March on Washington in Photographs**  
US National Archives
- 8 **Madam C.J. Walker in the National Archives**  
US National Archives
- 9 **Pearl Harbor Deck Logs and Witnesses**  
US National Archives
- 10 **A Room for Treasures: Cool Things at the National Archives**  
US National Archives
- 11 **"Headhunters" and Diplomat John Paton Davies**  
US National Archives

## The March on Washington in Photographs



US National Archives ✓

**Subscribe** 16,822

19,751

+ Add to   Share   ... More

67   1



### The March (1963, restored)

by US National Archives  
8,791 views



### Stories from the Great Depression

by US National Archives  
392,819 views

# Youtube Content for Educators



## iTunes U




Courses, collections, videos, podcasts, and primary sources, all available as free downloads through [iTunes U](#)

## Document Analysis Worksheets



Model the process the first few times you use these worksheets. Then direct students to work in groups and vocalize the process. With practice, they will internalize the procedure and go through the steps on their own.

- [Written Documents](#)
- [Artifact](#)
- [Cartoon](#)
- [Map](#)
- [Motion Picture](#)
- [Photograph](#)
- [Poster](#)
- [Sound Recording](#)







Opened.io  
PBS MediaLearning  
Discovery Education  
National Geographic  
Teacher Resources

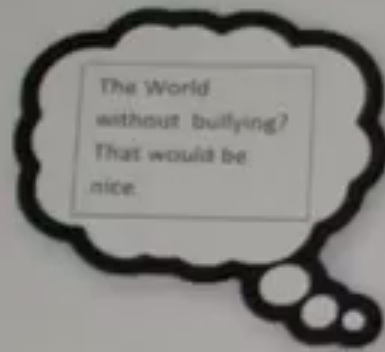


# Creating Digital Stories

- [Iwitness.usc.edu](http://Iwitness.usc.edu)
- Online video editors
  - PowToon, Wevideo, Animoto, etc.
- [Youthvoices.Adobe.com](http://Youthvoices.Adobe.com)
  - SHIFT: Participate in the yearlong training & get free Adobe software for your school
- PaperSlides
- Aurasma

# Aurasma Demo





**Paperslide Example –  
Produced by students**



[TeacherTravelTips.weebly.com](http://TeacherTravelTips.weebly.com)

[Schrockguide.net/digital-storytelling.html](http://Schrockguide.net/digital-storytelling.html)

[VDPAAwards.weebly.com](http://VDPAAwards.weebly.com)

*(Student Produced Video Documentary Projects)*

A stylized illustration of a bright yellow sun with rays, partially obscured by blue and white clouds, set against a blue background with a grid pattern.

REMEMBER:

The main goal is student learning NOT the technology.

The **Process** is more important than the product.




A stylized illustration at the top of the slide features a bright yellow sun with a blue circle in the center, partially obscured by light blue and white clouds. The background is a solid blue color.

Remember the **REFLECTION**

## Documentary Reflections:

**“I learned that I'm willing to work hard and that that I don't give up easily.”**

**“That obviously there isn't just one thing that we have to do to become more sustainable. But that it is a constant thing that will never go completely away but WE need to do our best to do what we can. We can make the better choice and try to take that step to become more sustainable.”**

A decorative header at the top of the page features a bright yellow sun with a small blue circle in the center, partially obscured by light blue, stylized clouds. The background of the entire page is a solid light blue color.

**“I learned that we have a great future map of Utah's water which makes me happy. I did learn that we don't have enough water if we just keep wasting, if we take little steps right now and start to conserve like shut off water then you are good and our future doesn't need to be worried about.”**

**“I learned that I need to love my parents more because they went thru hard things.”**





Questions?

Now using resources, ideas and tools you gained plan a digital story for your classroom.